

DC - 3 WIRE-EXTENDED SENSING DISTANCE

Brass, Nickel Plated (BN), Cylindrical,
Threaded, 10-30V DC, 200mA,
LED for Output Energized



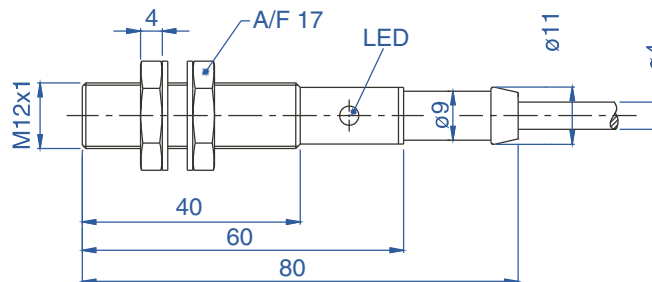
- IEC (529) IP67 (NEMA 1, 3, 4, 6, 12, 13) Protection
- Short Circuit Protection
- Overload Protection
- Reverse Polarity Protection
- Wire Break Resistance
- Transient Voltage Protection
- Temperature Range: -25 to 70°C (-13 to 158°F)

M12 Flush Mount

Sensing Distance		4mm (.16 in.)	
Cable or Connector Style	Cat. No.	Cable	65
PNP	Normally Open	AIS12F04AP024-2M	AIS12F04AP024-Q65
NPN	Normally Open	AIS12F04AN024-2M	AIS12F04AN024-Q65
Ripple Voltage		≤10%	
Voltage Range		10-30V	
No Load Current		≤15mA	
Max. Load Current		200 mA	
Voltage Drop Across Sensor		≤2.5V	
Max. Leakage Current		≤1μA	
Switching Frequency		1000 Hz	
Hysteresis		≤0.4mm	
Temperature Drift		≤±8μm/K	
Repeatability		≤0.2mm	

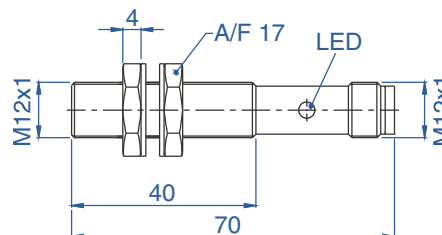
Fixed Cable

PVC 2m (6ft. 6in.). For other cable lengths and/or PUR cable, please consult Altech. Supplied with brass, nickel plated locknuts.



65 Style Connector

4-pin, Micro style, 12mm (.47 in.). Supplied with brass, nickel plated locknuts.



Note: Sensor dimensions in mm.

Metric/in. Conversion Table

1.5 mm = .06 in.	23.0 mm = .08 in.
2.0 mm = .08 in.	28.0 mm = 1.10 in.
4.0 mm = .16 in.	30.0 mm = 1.18 in.
5.0 mm = .20 in.	32.0 mm = 1.26 in.
6.0 mm = .23 in.	34.0 mm = 1.34 in.
8.0 mm = .31 in.	40.0 mm = 1.57 in.
10.0 mm = .39 in.	50.0 mm = 1.97 in.
12.0 mm = .47 in.	51.0 mm = 2.01 in.
15.0 mm = .59 in.	60.0 mm = 2.36 in.
18.0 mm = .70 in.	80.0 mm = 3.12 in.

This table converts millimeters to inches in reference to the illustrations included on these pages.

If you do not see a converted dimension, multiply mm by 0.03937 to convert to inches.

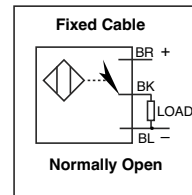
M18 Flush Mount 8mm (.31 in.)

Cable	65
AIS18F08AP024-2M	AIS18F08AP024-Q65
AIS18F08AN024-2M	AIS18F08AN024-Q65
	≤10%
	10-30V
	≤15 mA
	200 mA
	≤2.5V
	≤1 μA
	500 Hz
	≤0.8mm
	≤±12μm/K
	≤0.4mm

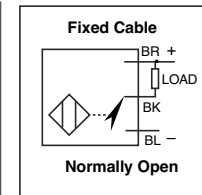
Wiring Diagrams

Note: Wire colors are applicable on cables purchased from Altech

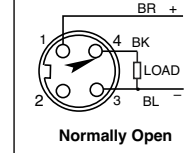
PNP



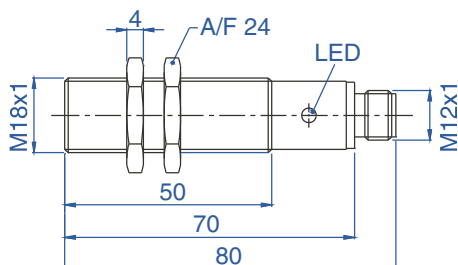
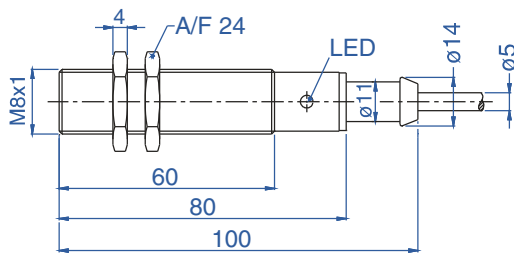
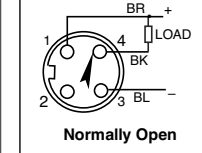
NPN



65 Connector



65 Connector



Note: Sensor dimensions in mm.