

DC - 3 WIRE-STANDARD

**M8 Stainless Steel (SS), M12 Brass, Nickel Plated (BN),
Cylindrical, Threaded, 10-30V DC, 250mA,
LED for Output Energized**

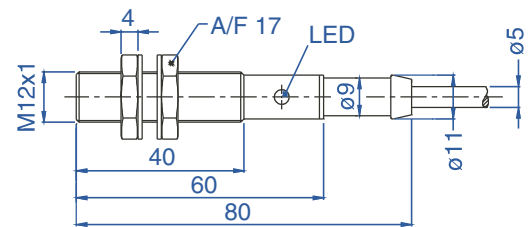
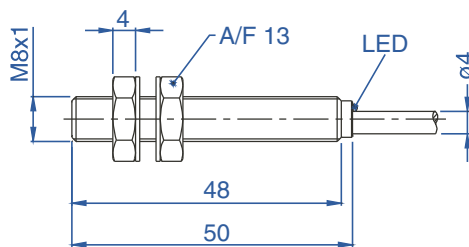


- IEC (529) IP67 (NEMA 1, 3, 4, 6, 12, 13) Protection
- Short Circuit Protection
- Overload Protection
- Reverse Polarity Protection
- Wire Break Resistance
- Transient Voltage Protection
- Temperature Range: -25 to 70°C (-13 to 158°F)

M8 Flush Mount			M12 Flush Mount	
Sensing Distance 1.5mm (0.06 in.)			2mm (.08 in.)	
Cable or Connector Style Cat. No.	Cable	65	Cable	65
PNP	Normally Open	AIS08F1.5AP024-2M	AIS12F02AP024-2M	AIS12F02AP024-Q65
	Complementary NO/NC*		AIS12F02UP024-2M	AIS12F02UP024-Q65
NPN	Normally Open	AIS08F1.5AN024-2M	AIS12F02AN024-2M	AIS12F02AN024-Q65
	Complementary NO/NC*		AIS12F02UN024-2M	AIS12F02UN024-Q65
Ripple Voltage	≤ 10%		≤ 10%	
Voltage Range	10-30V		10-30V	
No-Load Current	≤ 11 mA		≤ 15mA	
Max. Load Current	250 mA		250 mA	
Voltage Drop Across Sensor	≤ 1.3V		≤ 2.5V	
Max. Leakage Current	≤ 1 µA		1µA	
Switching Frequency	2000 Hz		1000 Hz	
Hysteresis	≤ 0.15mm		≤ 0.2mm	
Temperature Drift	≤ ±3µm/K		±4µm/K	
Repeatability	≤ 0.05mm		≤ 0.1mm	

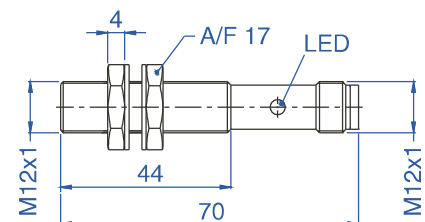
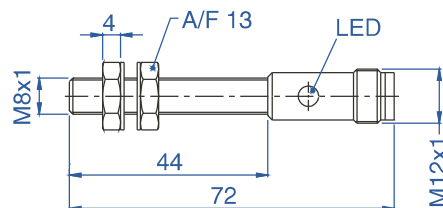
Fixed Cable

PVC 2m (6ft, 6in.). For other cable lengths and/or PUR cable, please consult Altech. M8 is supplied with stainless steel locknuts and M12 is supplied with brass, nickel plated locknuts.



65 Style Connector

4-pin, Micro style, 12mm (.47 in.). M8 is supplied with stainless steel locknuts and M12 is supplied with brass, nickel plated locknuts.



* Note short circuit protection is pending; contact Altech.

Note: Sensor dimensions in mm.

Metric/in. Conversion Table

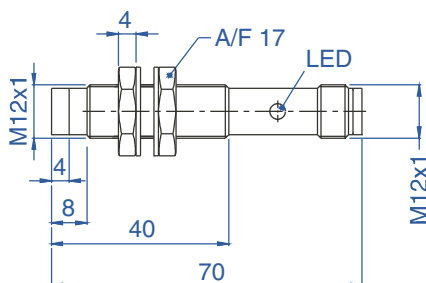
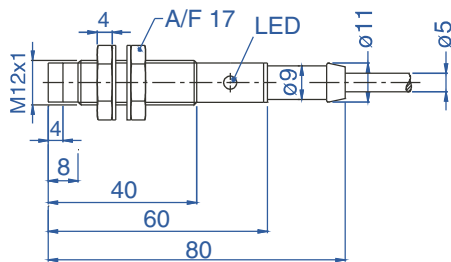
1.5 mm = .06 in.	23.0 mm = .08 in.
2.0 mm = .08 in.	28.0 mm = 1.10 in.
4.0 mm = .16 in.	30.0 mm = 1.18 in.
5.0 mm = .20 in.	32.0 mm = 1.26 in.
6.0 mm = .23 in.	34.0 mm = 1.34 in.
8.0 mm = .31 in.	40.0 mm = 1.57 in.
10.0 mm = .39 in.	50.0 mm = 1.97 in.
12.0 mm = .47 in.	51.0 mm = 2.01 in.
15.0 mm = .59 in.	60.0 mm = 2.36 in.
18.0 mm = .70 in.	80.0 mm = 3.12 in.

This table converts millimeters to inches in reference to the illustrations included on these pages.

If you do not see a covered dimension, multiply mm by 0.03937 to convert to inches.

M12 Non-Flush Mount 4mm (.16 in.)

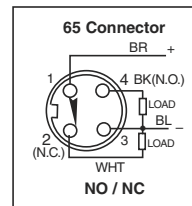
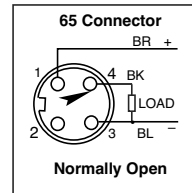
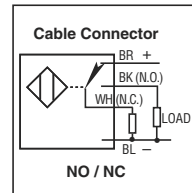
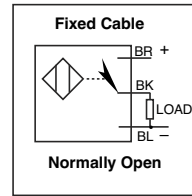
Cable	65
AIS12N04AP024-2M	AIS12N04AP024-Q65
AIS12N04UP024-2M	AIS12N04UP024-Q65
AIS12N04AN024-2M	AIS12N04AN024-Q65
AIS12N04UN024-2M	AIS12N04UN024-Q65
	≤ 10%
	10-30V
	≤ 15mA
	250 mA
	≤ 2.5V
	1μA
	1000 Hz
	≤ 0.6mm
	±8μm/K
	≤ 0.3mm



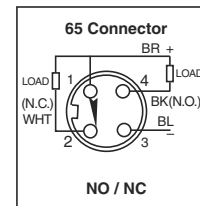
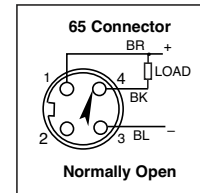
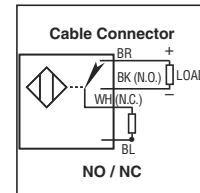
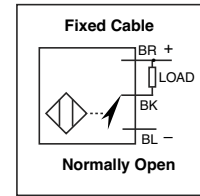
Wiring Diagrams

Note: Wire colors are applicable on cables purchased from Altech

PNP



NPN



Note: Sensor dimensions in mm.